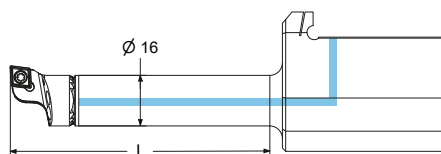


Barenì D16 per Sistema di Tornitura Interna Modulare / Boring Bar D16 for Internal Turning Modular System

Barenò / Boring Bar	D	Ratio	L*
MSS-ANS16-048	16	3 x D	48
MSS-ANS16-064	16	4 x D	64

* Lunghezza variabile in funzione della testina montata
Length may vary depending on head mounted



AcquaStream

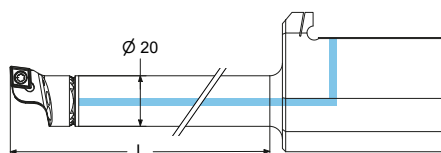


CS16	Testine disponibili / Available heads				
	CS16-SCLCR/L-06	CS16-SDUCR/L-07	CS16-STUCR/L-11	CS16-SDXCR/L-07	CS16-SIR/L-11


Barenì D20 per Sistema di Tornitura Interna Modulare / Boring Bar D20 for Internal Turning Modular System

Barenò / Boring Bar	D	Ratio	L*
MSS-ANS20-060	20	3 x D	60
MSS-ANS20-080	20	4 x D	80

* Lunghezza variabile in funzione della testina montata
Length may vary depending on head mounted



AcquaStream

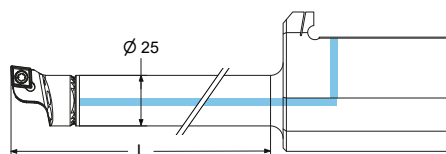


CS20	Testine disponibili / Available heads				
	CS20-SCLCR/L-09	CS20-SDNCR/L-11	CS20-SDQCR/L-07	CS20-SDQCR/L-11	
	CS20-SDUCR/L-07	CS20-SDUCR/L-11	CS20-STUCR/L-11	CS20-STUCR/L-16	
	CS20-SDXCR/L-11	CS20-SVUCR/L-11	CS20-SIR/L-16		

Barenì D25 per Sistema di Tornitura Interna Modulare / Boring Bar D25 for Internal Turning Modular System

Barenò / Boring Bar	D	Ratio	L*
MSS-ANS25-075	25	3 x D	75
MSS-ANS25-100	25	4 x D	100

* Lunghezza variabile in funzione della testina montata
Length may vary depending on head mounted



AcquaStream

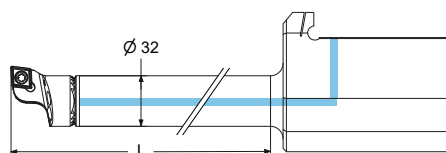


CS25	Testine disponibili / Available heads		
	CS25-PCLNR/L-09	CS25-PDUNR/L-11	CS25-SCLCR/L-09
	CS25-SDUCR/L-11	CS25-SDXCR/L-11	CS25-STUCR/L-16
	CS25-SVUBR/L-16	CS25-SVUCR/L-16	CS25-SIR/L-16


Barenì D32 per Sistema di Tornitura Interna Modulare / Boring Bar D32 for Internal Turning Modular System

Barenò / Boring Bar	D	Ratio	L*
MSS-ANS32-096	32	3 x D	96
MSS-ANS32-128	32	4 x D	128

* Lunghezza variabile in funzione della testina montata
Length may vary depending on head mounted



AcquaStream

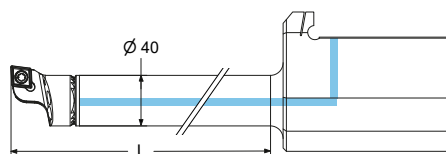


CS32	Testine disponibili / Available heads		
	CS32-PCLNR/L-12	CS32-PDUNR/L-11	CS32-SCLCR/L-09
	CS32-SDUCR/L-11	CS32-SDXCR/L-11	CS32-STUCR/L-16
	CS32-SVUBR/L-16	CS32-SVUCR/L-16	CS32-SIR/L-16


Barenì D40 per Sistema di Tornitura Interna Modulare / Boring Bar D40 for Internal Turning Modular System

Barenò / Boring Bar	D	Ratio	L*
MSS-ANS40-120	40	3 x D	120
MSS-ANS40-160	40	4 x D	160

* Lunghezza variabile in funzione della testina montata
Length may vary depending on head mounted



AcquaStream

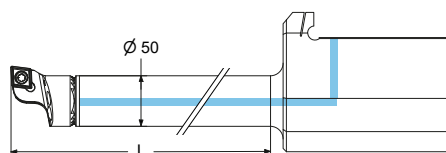


CS40	Testine disponibili / Available heads			
	CS40-DCLNR/L-12/16	CS40-DDQNR/L-15	CS40-DDUNR/L-15	CS40-DTUNR/L-16/22
	CS40-DVUNR/L-16	CS40-DWLNR/L-08	CS40-SCLCR/L-12	CS40-SDQCR/L-11
	CS40-SDUCR/L-11/15	CS40-STUCR/L-16	CS40-SVUBR/L-16	CS40-SVUCR/L-16
	CS40-DIR/L-16/22	CS40-PU10R/L	CS40-CIGR/L-20/30/40/50-11	


Barenì D50 per Sistema di Tornitura Interna Modulare / Boring Bar D50 for Internal Turning Modular System

Barenò / Boring Bar	D	Ratio	L*
MSS-ANS50-150	50	3 x D	150
MSS-ANS50-200	50	4 x D	200

* Lunghezza variabile in funzione della testina montata
Length may vary depending on head mounted



AcquaStream



CS40	Testine disponibili / Available heads			
	CS40-DCLNR/L-12/16	CS40-DDQNR/L-15	CS40-DDUNR/L-15	CS40-DTUNR/L-16/22
	CS40-DVUNR/L-16	CS40-DWLNR/L-08	CS40-SCLCR/L-12	CS40-SDQCR/L-11
	CS40-SDUCR/L-11/15	CS40-STUCR/L-16	CS40-SVUBR/L-16	CS40-SVUCR/L-16
	CS40-DIR/L-16/22	CS40-PU10R/L	CS40-CIGR/L-20/30/40/50-11	